

In case of overdose:

1 Check responsiveness

Look for any of the following:

- No response even if you shake them or say their name
- Breathing slows or stops
- Lips and fingernails turn blue or gray
- Skin gets pale or clammy

2 Call 911 and give naloxone

If no reaction in 3 minutes, give second naloxone dose

3 Do rescue breathing and/or chest compressions

Follow 911 dispatcher instructions

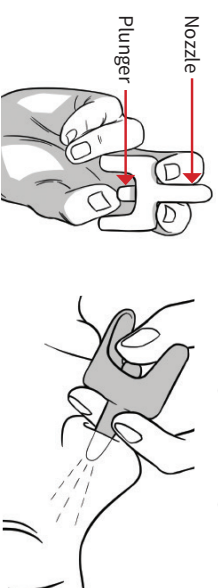
>> STAY WITH PERSON UNTIL HELP ARRIVES.

How to give naloxone:

There are 4 common naloxone products. Follow the instructions for the type you have.

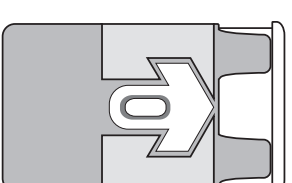
Nasal spray

This nasal spray needs no assembly and can be sprayed up one nostril by pushing the plunger.



Auto-injector

The naloxone auto-injector needs no assembly and can be injected into the outer thigh, even through clothing. It contains a speaker that provides step-by-step instructions.



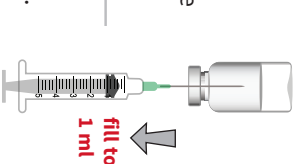
Injectable naloxone

This requires assembly. Follow the instructions below.

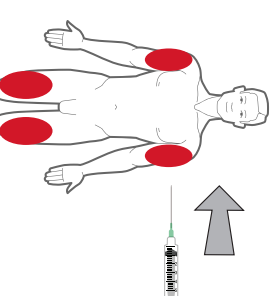
1 Remove cap from naloxone vial and uncover the needle.



2 Insert needle through rubber plug with vial upside down. Pull back on plunger and take up 1 ml.



3 Inject 1 ml of naloxone into an upper arm or thigh muscle.

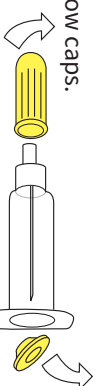


4 If no reaction in 3 minutes, give second dose.

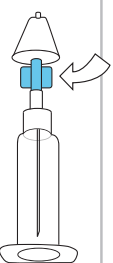
Nasal spray with assembly

This requires assembly. Follow the instructions below.

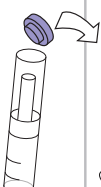
1 Take off yellow caps.



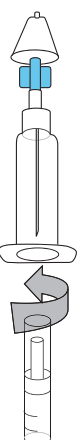
2 Screw on white cone.



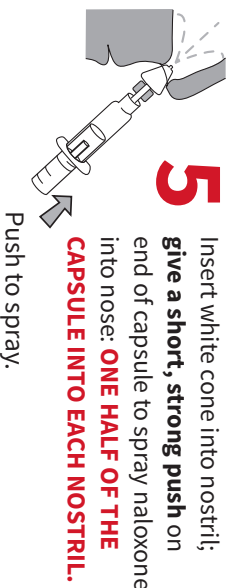
3 Take purple cap off capsule of naloxone.



4 Gently screw capsule of naloxone into barrel of syringe.



5 Insert white cone into nostril; give a short, strong push on end of capsule to spray naloxone into nose: ONE HALF OF THE CAPSULE INTO EACH NOSTRIL.



6 If no reaction in 3 minutes, give second dose.