

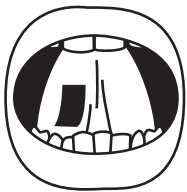
Guide to taking Suboxone®

SUBOXONE® (BUPRENORPHINE-NALOXONE
8/2MG SL FILM) (SUB-OX-OWN)

It is important that you follow the guide below. Taking Suboxone before you begin to experience the symptoms below can result in worse withdrawal.

Before

IT COULD TAKE
BETWEEN 6-72
HOURS BEFORE
THESE WITHDRAWAL
SYMPTOMS BEGIN.



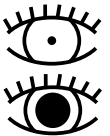
Check **at least 3** of the following feelings before taking your first dose of Suboxone®: →

The worse you feel when you begin the medication, the less chance of a worse withdrawal.

Drink water to moisten your mouth. Hold the film between two fingers by the outside edges.

Place Suboxone® Film under your tongue, close to the base, either to the left or right of the center.

- ☐ Runny nose
- ☐ Yawning
- ☐ Restlessness (anxiety)
- ☐ Enlarged pupils
- ☐ Stomach cramps, nausea, vomiting, or diarrhea.



Day 1:

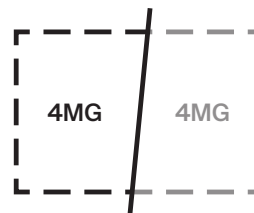
MAXIMUM DOSE OF
12 MG (1 ½ FILM) ON
DAY 1.

1 film = 8mg



First dose = 4mg
(½ film).

Take 4 mg (½
film) extra every
3 hours until
feeling normal.



→Write in:



On Day 1, my
total dose was:

Day 2:

MAXIMUM DOSE
OF 16MG (2 FILMS)
ON DAY 2 ONLY IF
NEEDED.

Take the total dose you wrote from Day 1 as a first time dose in the morning.

If breakthrough withdrawal symptoms occur within 3 hours after the initial morning dose on Day 2, take 4mg (½ film shown above) every 3 hours until feeling normal.

→Write in:



On Day 2, my
total dose was:

Day 3:

AND BEYOND.

Take the total dose you wrote from Day 2 as a first time dose in the morning.

DURING WEEK 1,
THE MAXIMUM DAILY
DOSE IS 16MG.

Important:

It takes about 4 days of using Suboxone® at the same dose to find the **right dose for you**.

After the first week, dosing adjustments **must be discussed with your healthcare provider**.